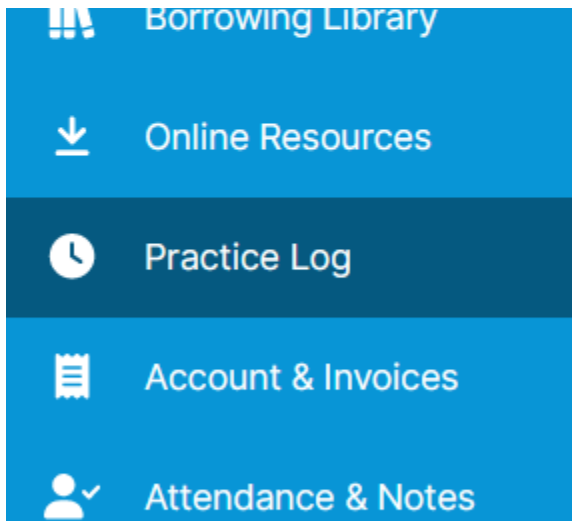


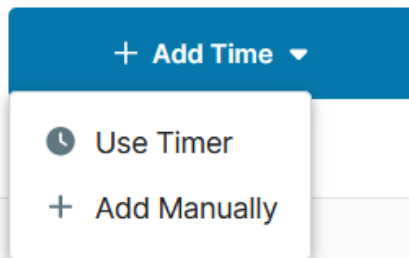
How to Manually Add Practice Time



1. Navigate to “Practice Log” from the main menu on the left
-



Hazel hasn't logged any practice time yet




2. Click the “Add Time” button in the toolbar, and “Add Manually.”

Date **Duration** Minutes

Notes Optional

Attachments Optional


Drag and drop your file
or
[📎 Choose file\(s\)](#)

Do you want to email these practice session details to your teacher? Optional

Yes, email to teacher

3. Fill in the date and duration of your practice, and optionally add notes or files
4. Click “Save” to add the entry to the Practice Log